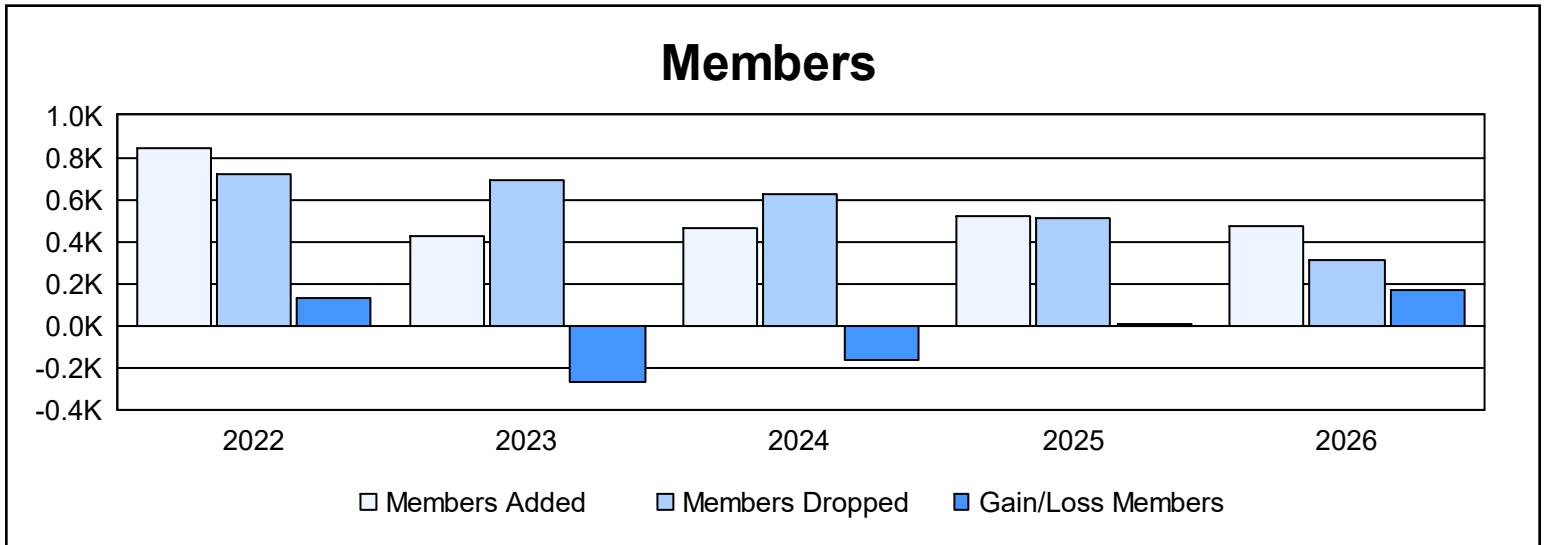
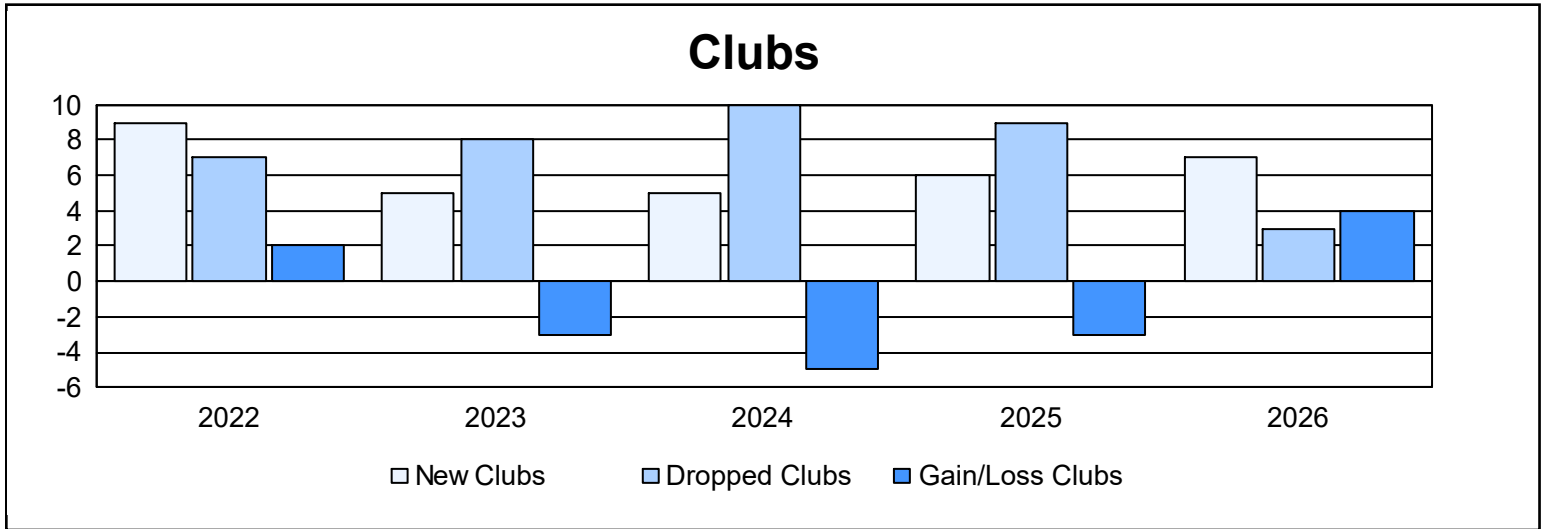


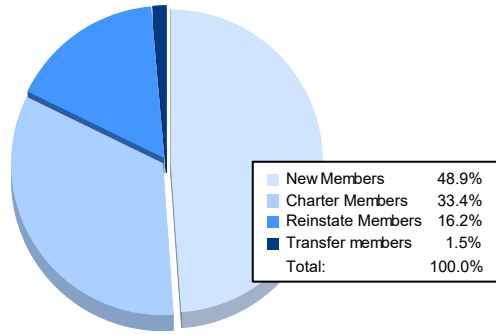
# Multiple District G

As of May 2026 Cumulative

Year	New Clubs	Dropped Clubs	Gain/ Loss Clubs	New Members	Charter Members	Reinstate Members	Transfer Members	Total Member Added	Total Members Dropped	Gain/ Loss Members
2021-2022	9	7	2	465	241	115	24	845	717	128
2022-2023	5	8	-3	238	132	36	15	421	689	-268
2023-2024	5	10	-5	229	129	78	25	461	621	-160
2024-2025	6	9	-3	298	147	66	9	520	510	10
2025-2026	7	3	4	233	159	77	7	476	309	167
<b>Average</b>	<b>6</b>	<b>7</b>	<b>-1</b>	<b>293</b>	<b>162</b>	<b>74</b>	<b>16</b>	<b>545</b>	<b>569</b>	<b>-25</b>



### Membership Composition May 2026 Cumulative



### Gender Composition May 2026 Cumulative

